

User Guide:

Estimated Delivery Date Extension
For Magento 2



Installation:

1. Upload the extensions package to your Magento root directory and unzip it.
2. Connect the ssh console and cd to the root directory of your Magento installation.
3. Please run the below commands:
php bin/magento setup:upgrade
php bin/magento setup:di:compile
php bin/magento setup:static-content:deploy
php bin/magento cache:clean
php bin/magento module:enable Coduzion_DeliveryDate
4. After running the above commands, Flush the store cache.
5. After this, log out from the backend once and log in again.



1. General Settings:

- a. Enable Extension: Enabled the module to display the Delivery dates.
- b. Date Format: Set the date format in the required way.

General Settings

Enable Extension
[store view]

Date format
[store view]

d - The day of the month (from 01 to 31)
D - A textual representation of a day (three letters)
j - The day of the month without leading zeros (1 to 31)
l (lowercase 'l') - A full textual representation of a day
F - A full textual representation of a month (January through December)
m - A numeric representation of a month (from 01 to 12)
M - A short textual representation of a month (three letters)
n - A numeric representation of a month, without leading zeros (1 to 12)
Y - A four digit representation of a year
y - A two digit representation of a year



2. Estimated Delivery date Message:

- a. Message to display on detail page: Add your custom message to be displayed on product details page.
- b. Display delivery message on: Manage the display of delivery date on various pages. You can select the required pages where you want to display the delivery dates.
- c. Display delivery message on the checkout page order detail page, transactional email: Message to be displayed on checkout, order detail page and in transactional emails.
- d. Instructions, please add this block to your email template to show the delivery date in email: You can add the given block to your custom sales order email template to display the delivery date message.



Estimated Delivery Date Message

Message to display on the detail page

[store view]

```
<div style="float: left; margin-bottom: 10px; font-size: 18px; width:100%;">Order now </div>{{countdown}} <div style="float: left; margin-bottom: 10px; font-size: 18px; width:100%;">and get it by {{deliverydate}}</div>
```

Display delivery message on

[store view]

List Page
Product Detail Page
Cart Page
Checkout Page
Order Detail Page
Order Confirmation Mail

Display delivery message on the checkout page, order detail page, transactional email

[store view]

```
Estimated Delivery: <b>{{deliverydate}}</b>
```

Please add this block to your email template to show the Delivery date in email

[store view]

```
{{block class="Coduzion\DeliveryDate\Block\DeliveryDate" area="frontend" template="Coduzion_DeliveryDate::email/order/delivery_date.phtml" order_id=$order_id}}
```



1. Default settings for In-Stock products:

- a. Cut-Off time: Add a day's range in which an order will be fulfilled.
- b. Last Shipping time - Monday: Set the delivery time of Monday.
- c. Last Shipping time - Tuesday: Set the delivery time of Tuesday.
- d. Last Shipping time - Wednesday: Set the delivery time of Wednesday.
- e. Last Shipping time - Thursday: Set the delivery time of Thursday.
- f. Last Shipping time - Friday: Set the delivery time of Friday.
- g. Last Shipping time - Saturday: Set the delivery time of Saturday
- h. Weekend Days - Set the shipping weekend days when you don't deliver.
- i. Week Days off - Set the days when you have off in weekdays (may be some festival/holidays)



Default settings for in-stock products

Cut-off time

[store view]

0-0

Input type will be numbered. lead time stands for the Numbers of days takes to deliver the item. you can insert any number or you can specify the day range by using the hyphen. ie: 4-7 (it equals 4 days to 7 days)

Last Shipping time - Monday

[store view]

16 : 00 : 00

Last Shipping time - Tuesday

[store view]

15 : 00 : 00

Last Shipping time - Wednesday

[store view]

15 : 00 : 00

Last Shipping time - Thursday

[store view]

15 : 00 : 00

Last Shipping time - Friday

[store view]

15 : 00 : 00

Last Shipping time - Saturday

[store view]

09 : 00 : 00

Last Shipping time - Sunday

[store view]

15 : 00 : 00

Weekend Days

[store view]

Sunday

Monday

Tuesday

Wednesday

Thursday

Friday

Saturday

Use system value

Week Days off

[store view]

Each date should be on a new line formatted as: yyyy-mm-dd



1. Default settings for Backorderable products:

- a. Cut-Off time: Add a day's range in which an order will be fulfilled.
- b. Last Shipping time - Monday: Set the delivery time of Monday.
- c. Last Shipping time - Tuesday: Set the delivery time of Tuesday.
- d. Last Shipping time - Wednesday: Set the delivery time of Wednesday.
- e. Last Shipping time - Thursday: Set the delivery time of Thursday.
- f. Last Shipping time - Friday: Set the delivery time of Friday.
- g. Last Shipping time - Saturday: Set the delivery time of Saturday
- h. Weekend Days - Set the shipping weekend days when you don't deliver.
- i. Week Days off - Set the days when you have off in weekdays (may be some festival/holidays)



Default settings for backorderable products

Cut-off time

(store view)

0-3

Input type will be numbered. lead time stands for the Numbers of days takes to deliver the item. you can insert any number or you can specify the day range by using the hyphen. (e: 4-7) (t equals 4 days to 7 days)

Last Shipping time - Monday

(store view)

15 : 00 : 00

Last Shipping time - Tuesday

(store view)

15 : 00 : 00

Last Shipping time - Wednesday

(store view)

15 : 00 : 00

Last Shipping time - Thursday

(store view)

15 : 00 : 00

Last Shipping time - Friday

(store view)

15 : 00 : 00

Last Shipping time - Saturday

(store view)

15 : 00 : 00

Last Shipping time - Sunday

(store view)

00 : 00 : 00

Weekend Days

(store view)

Sunday
Monday
Tuesday
Wednesday
Thursday
Friday
Saturday

Use system value

Week Days off

(store view)

2022-11-20
2022-11-21

Each date should be on a new line formatted as: yyyy-mm-dd



1. Delivery date display at order details under admin panel:

#000000021 ← Back Login as Customer Cancel Send Email Hold Invoice Ship Reorder **Edit**

India
T: 9898979967

India
T: 9898979967

Payment & Shipping Method

Payment Information

Check / Money order
The order was placed using USD.

Shipping & Handling Information

Flat Rate - Fixed \$5.00

Delivery Date

Estimated Delivery: **Sun, 04 Dec To Sun, 11 Dec**

Items Ordered

Product	Item Status	Original Price	Price	Qty	Subtotal	Tax Amount	Tax Percent	Discount Amount	Row Total
Stellar Solar jacket	Ordered	\$75.00	\$75.00	Ordered 1	\$75.00	\$0.00	0%	\$0.00	\$75.00



1. Delivery date display at Product listing page:

Shopping Options

ECO COLLECTION ▾

CLIMATE ▾

PATTERN ▾

STYLE ▾

SALE ▾

NEW ▾

ERIN RECOMMENDS ▾

PERFORMANCE FABRIC ▾

PRICE ▾


SIZE ▾

MATERIAL ▾

COLOR ▾

12 Items

Sort By Position ▾ ↑



Stellar Solar Jacket


★★★★☆ 3 Reviews

As low as **\$75.00**

Estimated Delivery: Sun, 11 Dec

S M L

Blue Red Yellow



Josie Yoga Jacket

★★★★☆ 4 Reviews


As low as **\$56.25**

Estimated Delivery: Sun, 11 Dec

XS S M L

XL

Black Blue Grey



Augusta Pullover Jacket

★★★★☆ 3 Reviews


As low as **\$57.00**

Estimated Delivery: Sun, 11 Dec

XS S M L

XL

Blue Orange Red



Ingrid Running Jacket

★★★★☆ 2 Reviews

As low as **\$84.00**

Estimated Delivery: Sun, 11 Dec

XS S M L

XL

Orange Red White

Compare Products



1. Delivery date display at product details page:

The screenshot shows a product page for the 'Stellar Solar Jacket'. On the left, a woman is wearing a bright pink jacket. On the right, the product details are displayed. A red box highlights the 'Order now' section, which includes a countdown timer showing '01 day 07 hours 45 minutes 25 seconds' and the text 'and get it by Sun, 11 Dec'. Below this, the price is listed as 'As low as \$75.00' with 'IN STOCK' and 'SKU#: WJ01' to the right. The size selection options are 'S', 'M', and 'L'. The color selection options are blue, red, and yellow. The quantity is set to '1'. An 'Add to Cart' button is at the bottom.

What's New Women Men Gear Training Sale

Home > Women > Tops > Jackets > Stellar Solar Jacket

Stellar Solar Jacket

Order now

01 day 07 hours 45 minutes 25 seconds

and get it by
Sun, 11 Dec

★★★★☆ 3 Reviews Add Your Review

As low as **\$75.00** **IN STOCK**
SKU#: WJ01

Size

S M L

Color

Blue Red Yellow

Qty

1

Add to Cart



1. Delivery date display on cart page:


Default welcome msg! Sign In or Create an Account USD - US Dollar

LUMA

What's New Women Men Gear Training Sale

Shopping Cart

Estimated Delivery: Sun, 11 Dec To Sun, 18 Dec

Item	Price	Qty	Subtotal
 <p>Stellar Solar Jacket Size: M Color: Red</p>	\$75.00	1	\$75.00

[Update Shopping Cart](#)

[Apply Discount Code](#)

Summary

Estimate Shipping and Tax

Subtotal	\$75.00
Tax	\$0.00
Order Total	\$75.00

[Proceed to Checkout](#)

[Check Out with Multiple Addresses](#)



1. Delivery date display on checkout page:

The screenshot displays the LUMA checkout interface. At the top left is the LUMA logo. On the right, there is a 'Sign In' link. A red-bordered box highlights the 'Estimated Delivery: Sun, 11 Dec To Sun, 18 Dec' text. Below this is a progress bar with two steps: 'Shipping' (marked with a checkmark) and 'Review & Payments' (marked with the number 2). The main section is titled 'Shipping Address' and contains several input fields: 'Email Address *' (with a help icon), 'First Name *', 'Last Name *', and 'Company'. Below these is a partially visible 'Street Address *' field. On the right side, there is an 'Order Summary' panel with a collapse icon. It shows '1 Item in Cart' and lists 'Stellar Solar Jacket' with a quantity of 1 and a price of \$75.00, along with a 'View Details' link.



1. Delivery date display at order view page:

My Account

My Orders

- My Downloadable Products
- My Wish List

Address Book

Account Information

Stored Payment Methods

My Product Reviews

Newsletter Subscriptions

My Payment Methods

My Subscriptions

Compare Products

You have no items to compare.

Recently Ordered

- Lando Gym Jacket
- Hera Pullover Hoodie

[Add to Cart](#) [View All](#)

My Wish List

You have no items in your wish list.

Order # 000000020 PENDING

November 23, 2022

[Reorder](#) [Print Order](#)

Items Ordered

Product Name	SKU	Price	Qty	Subtotal
Lando Gym Jacket	MJ08-S-Green	\$99.00	Ordered: 1	\$99.00
Size S				
Color Green				
Hera Pullover Hoodie	WH02-S-Green	\$48.00	Ordered: 1	\$48.00
Size S				
Color Green				
Subtotal				\$147.00
Shipping & Handling				\$0.00
Tax				\$12.13
Grand Total				\$159.13

Order Information

Shipping Address Veronica Costello 0146 Honey Bluff Parkway Calder, Michigan, 49628-7978 United States T: (202) 229-3326	Shipping Method Best Way - Table Rate	Billing Address Veronica Costello 0146 Honey Bluff Parkway Calder, Michigan, 49628-7978 United States T: (202) 229-3326	Payment Method Check / Money order
--	---	---	--

Delivery Date
Estimated Delivery: **Mon, 28 Nov To Wed, 30 Nov**

Connect us



www.coduzion.com | support@coduzion.com